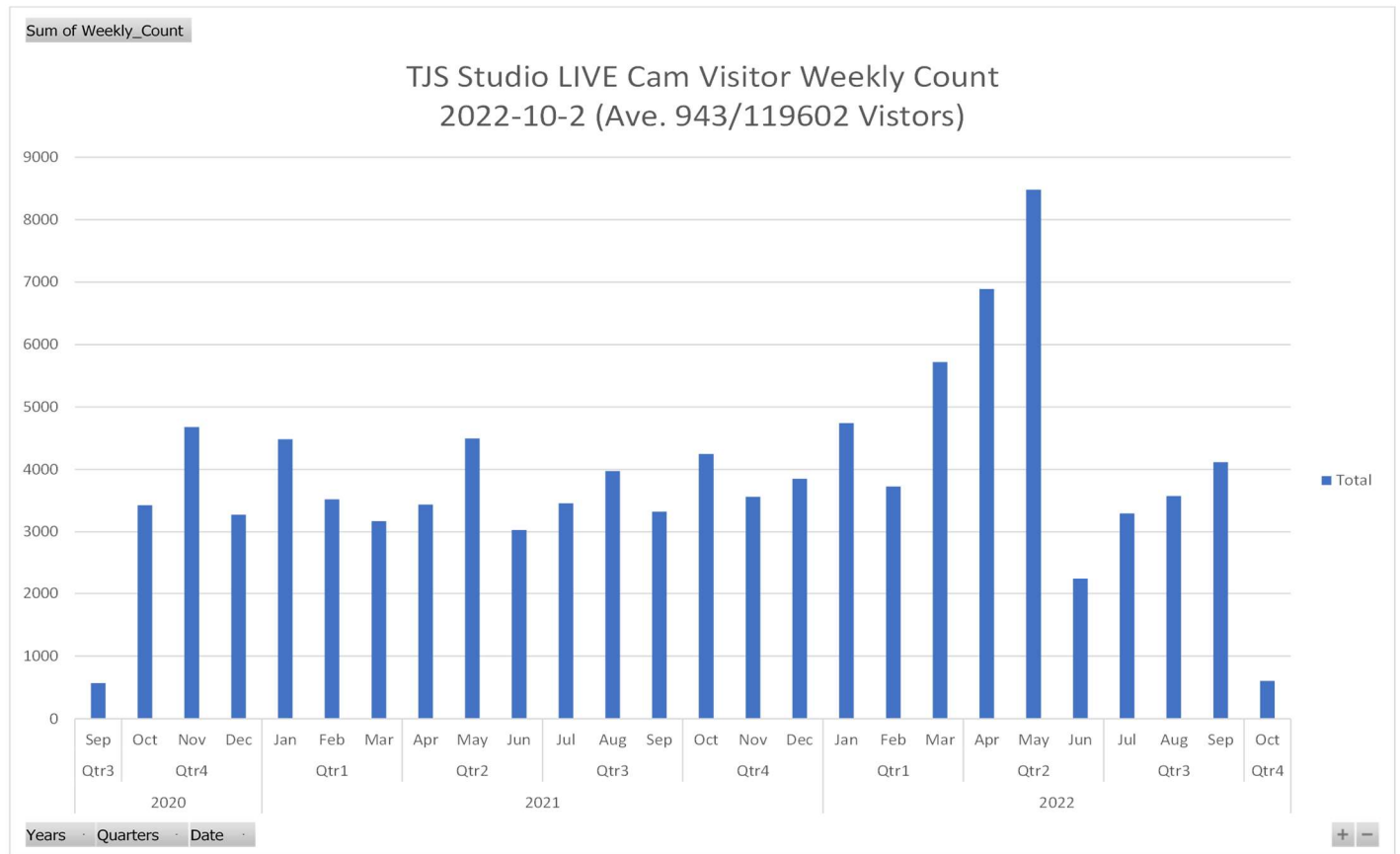


TJS-Status-Report-2022-10-02 - Data and Graphs



Last New Visitor
 Ohio, United States
 Visited 1 hour ago



Newest Country
 Fiji
 Last Visited August 25, 2022

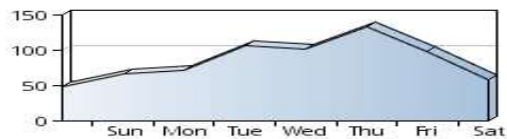


84 different countries have visited this site. 450 flags collected. [View all details >](#)



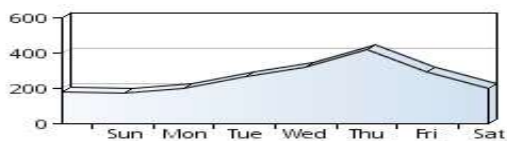
Visitors

Yesterday: 58
 30 day average: 93
 Record: 327 on August 24, 2022
[View history >](#)



Flag Counter Views

Yesterday: 202
 30 day average: 289
 Record: 1,593 on August 10, 2022
[View history >](#)



The Interview Channel - Media Server (MediaCP) Past 7 Days September 24~ October 1

7 Days Overview

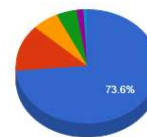
Connections

Unique Connections	1211
Peak Connections	65
Avg. Connections per hour	8

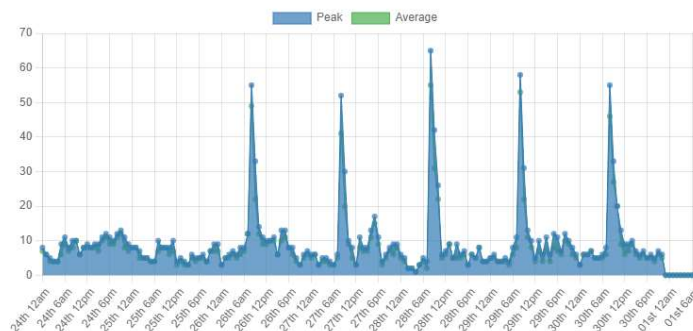
Minutes

Total Minutes	70182
Total Hours	1169.7

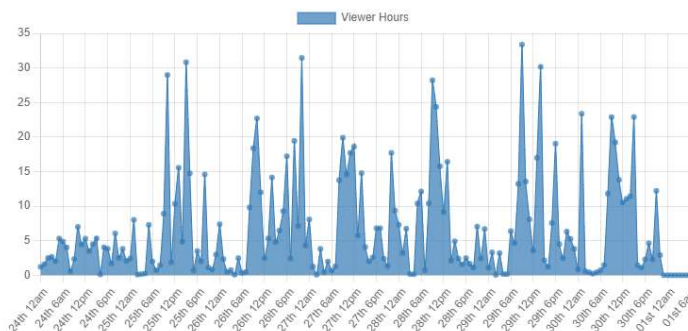
Session Length



Connections & Viewer Hours



Viewer Hours



7 Days Connections

Connections

Unique Connections	1211
Peak Connections	65
Unique Countries	75
Total Minutes	70182
Total Hours	1169.7

Sessions

Total Sessions	4014
Average Sessions Per Day	573
Average Sessions Per Hour	24
Average Session Length (Mins)	17
Average Session Data (MB)	24

Countries

Country	Unique
US	605
JP	191
BR	51
MX	49
GB	28
DE	25
FR	18
RU	17
ID	15
PL	15

JS Radio Web関係 8月統計

(Google Analytics / Apple Developer 調べ)

<アプリを含むInternet Radioクリック数>

8月→117,058クリック (+486)
 ※7月→116,572 / 6月→116,138 / 5月→115,649 / 4月→115,136 / 3月→114,636 / 2月→113,815 / 1月→113,521

<TJSアプリダウンロード数>

8月→87,179 (+124)
 ※7月→87,055 / 6月→86,945 / 5月→86,813 / 4月→86,650 / 3月→86,480 / 2月→86,118 / 1月→85,619

<TJSサーバー接続数>

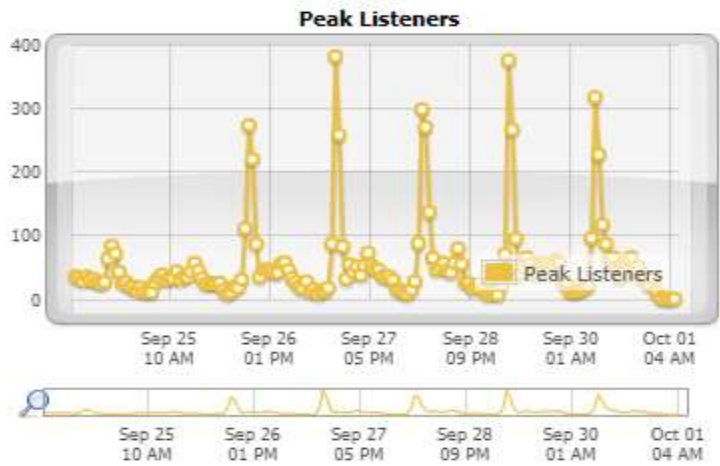
音楽チャンネル	Session	Unique
<Centova>	8月 35,539	7,959
ザ・インタビューチャンネル		
<Media CP>	8月 24,124	8,585

<TJS Radio YouTube Channel View数>

※ 8月→US 3,012(63.2%) JP 868(18.2%) Others 883(18.6%) 4,763
 7月→US 2,940(49.5%) JP 2,364(39.8%) Others 634(10.7%) 5,939
 6月→US 4,186(57.3%) JP 2,427(33.2%) Others 692(9.5%) 7,305
 5月→US 3,184(59.7%) JP 1,306(24.5%) Others 845(15.8%) 5,335
 4月→US 3,530(53.9%) JP 2,373(36.2%) Others 648(9.9%) 6,551
 3月→US 3,909(46.8%) JP 3,758(45.0%) Others 679(8.2%) 8,346
 2月→US 3,848(38.6%) JP 5,494(55.1%) Others 625(6.3%) 9,967
 1月→US 4,202(59.7%) JP 2,153(30.6%) Others 689(9.7%) 7,044

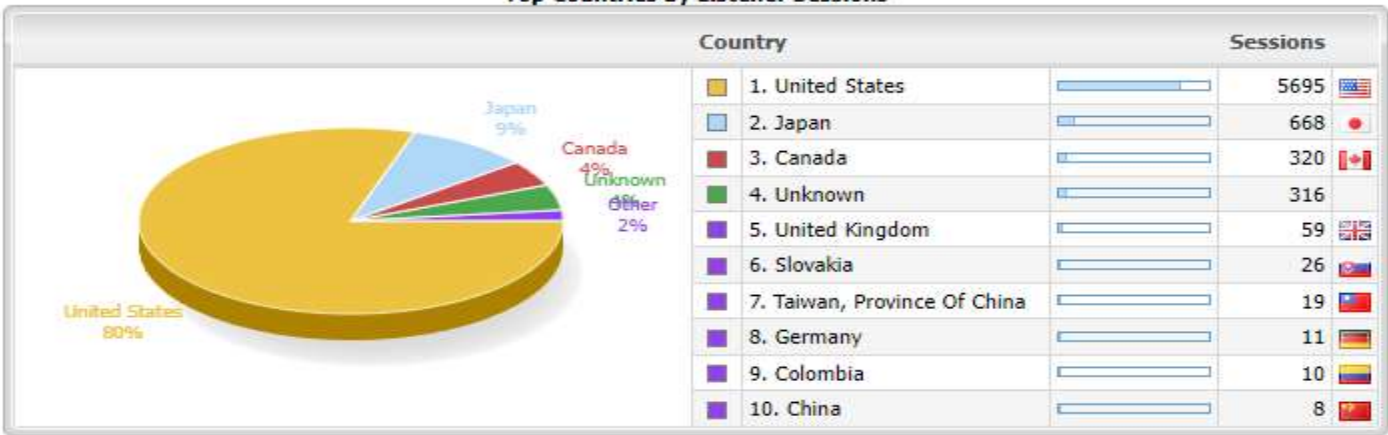
※ 今後のリスナー数増加に向けたマーケティング

Music Channel - Media Server (Centova) Past 7 Days September 24~ October 1



Period from:	Sep 24, 2022 07:15 AM
Period to:	Oct 01, 2022 07:15 AM
Peak listeners:	381
	Sep 27, 2022 08:00 AM

Top Countries by Listener Sessions



Top Tracks by Airtime

Track	Airtime
1. 新海景基 - 手島里華 - 0924-Sweet Digs LA 2022	2 hrs, 52 mins, 54 secs
2. INI - Password	2 hrs, 51 mins, 48 secs
3. Oto Raji - LIVE Broadcast	2 hrs, 14 mins, 58 secs
4. 野田幸嗣 - 0925-関西！トーク&ソングス-2022	1 hr, 59 mins, 5 secs
5. Yoko - 0928-LA Morning Wed 2022 Track 01	1 hr, 56 mins, 50 secs
6. Music Promenade - LIVE Broadcast	1 hr, 45 mins, 54 secs
7. LA Morning Thu - LIVE Broadcast	1 hr, 42 mins, 39 secs
8. 手島里華 - 0927-LA Morning Tue-2022 Track 02	1 hr, 39 mins, 32 secs
9. Yoko - 0929-LA Morning Thu-2022 Track 02	1 hr, 36 mins, 36 secs
10. VJ-Sam and 新海景基 - 0930-LA Morning Fri-2022 Track 01	1 hr, 35 mins

Period Overview

Metric	Value	Metric	Value
Total listener minutes	195743 minute(s)	Total data transfer	219.5 GB
Total listening hours (TLH)	3262.38	Average data transfer	31.2 MB
Total sessions	7206 session(s)	Unique listeners	2500 listener(s)
ASCAP music sessions	8832 session(s)	Unique countries	43 countries
Average session length	27.2 minute(s)		

Listener Trends

Period	Value
7-day trend	-3.84%
14-day trend	-7.95%
30-day trend	4.68%

